

ResMed

AirFit™ P10

Nasal pillows mask



reddot award 2014
winner



A quieter mask to fit your patients

ResMed's AirFit™ P10 nasal pillows mask is part of ResMed's AirFit range—the right fit for your patients. This is our quietest mask yet, offering the reliability and performance of the Swift™ FX in a design that's 50% quieter and around 50% lighter.

Quieter

QuietAir™ woven-mesh vent is whisper quiet at just 21.4 dBA³, for minimal patient and partner disturbance.

Lighter

It's almost 50% lighter than our most popular pillows mask and designed to provide a comfortable night's sleep.

Easy to fit

QuickFit™ elastic headgear automatically adjusts to each patient's head. It can be fitted in under 30 seconds.²

More than 40 minutes of extra sleep ...

In a recent ResMed study¹ with 21 current CPAP users from Australia, we found that on average, patients slept more than 40 minutes longer per night using the ResMed AirFit P10 compared to the Swift FX mask.

For more information on the study see: [ResMed.com/AirFitP10](https://www.resmed.com/AirFitP10)
Whitepaper 'Assessment of a new nasal pillows mask in patients receiving CPAP'.



AirFit P10 features and benefits

Dual-wall technology
with trampoline action seals on contact, dispersing air gently to the nose.

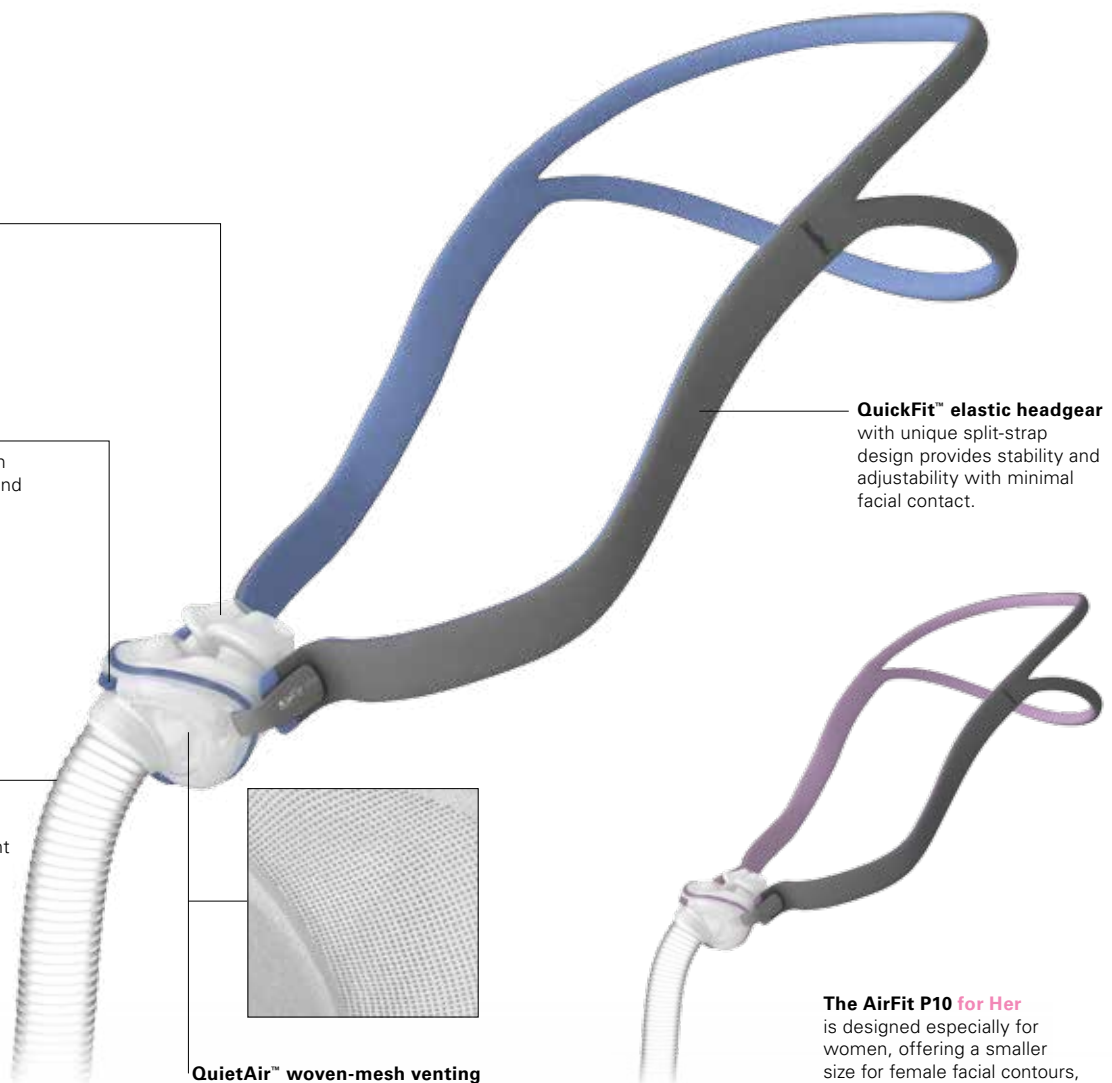
Key-clip nasal pillows
offer effortless assembly, with colour coding for easy sizing and left/right orientation to ensure patients fit the mask properly.

Innovative flexi-tube
is ultra-light and flexible yet highly durable, offering patients freedom of movement without compromising seal.

QuietAir™ woven-mesh venting
quietly diffuses exhaled air and is barely noticeable to patients and their bed partners. It's ResMed's quietest mask at just 21.4 dBA.³

QuickFit™ elastic headgear
with unique split-strap design provides stability and adjustability with minimal facial contact.

The AirFit P10 for Her
is designed especially for women, offering a smaller size for female facial contours, finished in stylish tones and highlights.



AirFit P10 components

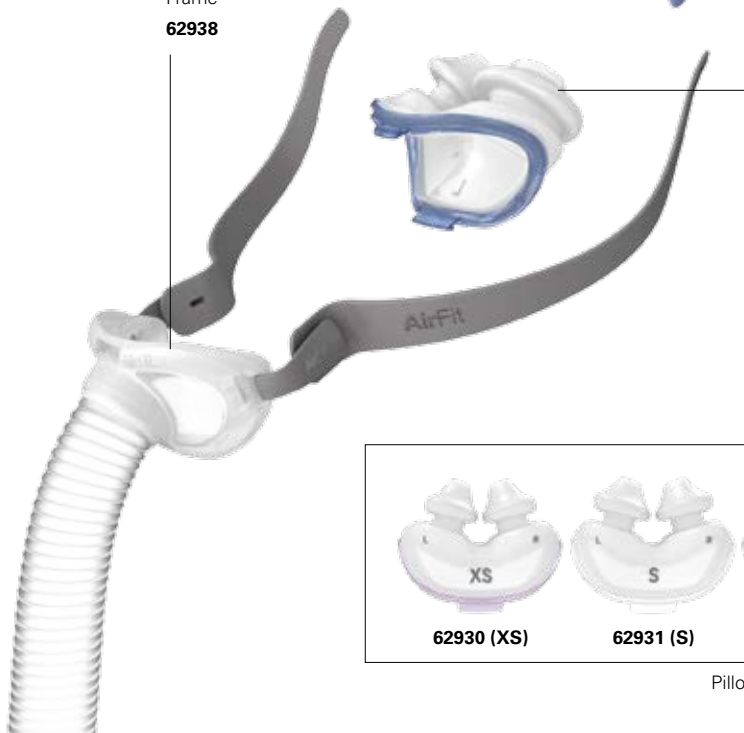


QuickFit elastic headgear
62935 Standard size

QuickFit for Her elastic headgear
62936 Small size




Frame
62938



3-part simplicity

makes the AirFit P10 mask around 50% lighter than the leading nasal pillows mask.



62930 (XS)

62931 (S)

62932 (M)

62933 (L)

Pillows

- XS** Extra Small
- S** Small
- M** Medium
- L** Large

Product codes

	Europe 1	Europe 2	Europe 3
AirFit P10 - complete system*	62901	62902	62903
AirFit P10 for Her - complete system**	62911	62912	62913

Note: For more details, refer to the AirFit P10 User Guide.

* S, M and L pillows are included with the mask and standard size headgear (blue).

** XS, S and M pillows are included with the mask and small size headgear (pink).


Europe 1: English (UK), French, German and Italian (Switzerland)

Europe 2: English, Danish, Estonian, Finnish, Norwegian and Swedish

Europe 3: English, Czech, Dutch (Belgium), French (Belgium), German (Belgium), Greek, Hungarian, Italian, Polish, LMSXS Portuguese, Russian, Slovak, Spanish and Turkish

AirFit™ P10

Nasal pillows mask



ResMed

AirFit™ P10

Nasal pillows mask

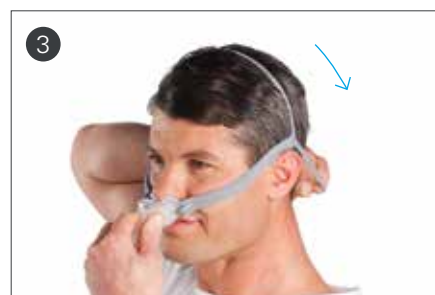
Fitting guide for AirFit P10



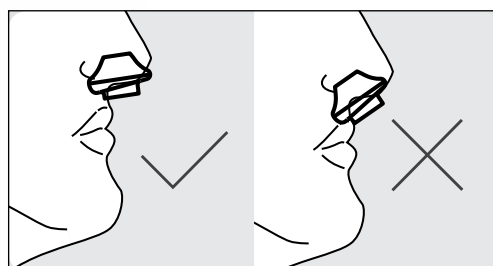
- Hold the pillows at your nose, ensuring that the pillow size indicator is on the bottom and you can see the left (L) and right (R) orientation indicators.



- Stretch the lower strap around the back of your head.
- The top strap should sit comfortably on top of your head.



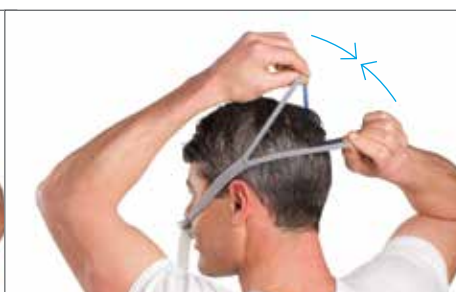


- Pull the headgear over your head by holding the lower strap.



- Move the mask away from your face, and then place it back again.
- Ensure the nasal pillows fit securely into your nostrils with both pillows positioned upright.



- Finally, connect the end of the mask's tube into your device's air tubing.
- Turn on your device — your mask is now ready to use. A light breeze should be felt through the vent.



- If adjustment is needed, spread the upper and lower straps apart to loosen, or draw them closer together to tighten.

Note: For complete user instructions, refer to the AirFit P10 User Guide.

1 ResMed Study FECS3. ResMed data (pressure, leak, average daily usage, AHI) collected from a sample size of 21 participants.

2 ResMed Study FECS3. 90% of participants fitted the mask comfortably in less than 30 seconds.

3 Declared dual numbered noise emission values (with uncertainty 3dB) in accordance with ISO 4871.



ResMed Pty Ltd
1 Elizabeth Macarthur Drive,
Bella Vista, NSW 2153 Australia

DISTRIBUTED BY
EC REP ResMed (UK) Ltd, 96 Jubilee Avenue,
Milton Park, Abingdon, Oxfordshire, OX14 4RW UK

AirFit, QuickFit, QuietAir and Swift are trademarks of ResMed Pty Ltd. Swift is registered in the U.S. Patent and Trademark Office. Product availability may vary across regions. Specifications may change without notice. © 2014 ResMed. 1016674/3 2014-03

